



Melco Group

Business Report 2022


April 1, 2021 to March 31, 2022



Wi-Fi 6



nasne®



Airdog



Ryusui noodles

The impact of COVID-19 on social and economic activities still continues this year. I know this will afflict all our stakeholders. I would like to express my deepest sympathies to all of you. I also want to state my sincere gratitude to medical personnel and all others engaged in preventing the spread of COVID-19.

In the fiscal year ended March 31, 2022, our corporate group worked hard to expand our business while continuing to implement company-wide telecommuting. As a result, sales and profit were up in our consolidated operating results. We were able to achieve record highs for both sales and profit. I would like to express my warmest gratitude for the understanding and support from all our stakeholders.

We are aiming for long-term growth in net income per share in the fiscal year ended March 31, 2022 to the fiscal year ending March 31, 2023 as our basic capital policies. Under this aim, we are aiming for a total payout ratio of 80% with stable dividends and treasury stock acquisition. In addition, we have positioned total shareholder return (TSR) as an important indicator. Accordingly, we are proceeding with business that meets the expectations of our shareholders.

Moving forward, while continuing to strike a proper balance between the prevention of the spread of COVID-19 and business expansion, the entire Group will devote ourselves to supporting the changes in our customers' social lives. I look forward to your continued support and patronage.



Hiroyuki Maki

President and CEO
MELCO HOLDINGS INC.

June 2022

Melco Values

A Lasting Company

We earnestly study and put into practice the teachings of our predecessors, and continually look to the future with the aim of achieving perpetual growth for the Melco Group along with all those who share our Melco values.

Rapid Response to Change

We never shy away from the changes happening in the world around us and we have the courage to change direction when we make mistakes. We always strive to improve ourselves and work hard toward personal transformation.

Customer-Oriented

We always look at things from the perspective of our customers to continue to provide products and services that play a part in the realization of even richer lives. We take pleasure in contributing to the development of society through our wisdom and hard work.

Solidarity

We, in a spirit of fairness and openness, along with people who share high aspirations and passions, will work together as one to overcome any difficulties and achieve our goals.

Promoting the establishment of a robust business portfolio that can withstand sudden changes in external environments and realize permanent growth

Outlook remains uncertain despite an increase in sales and profit for the second consecutive term

The Japanese economy in the fiscal year under review remained in an extremely difficult situation with a decline in economic and consumption activities due to the spread of COVID-19. The outlook remains uncertain due to the epidemic of COVID-19 variants, the aggravating situation surrounding Ukraine, a rise in prices, and the depreciation of the yen.

Under such circumstances, we have a basic policy in the IT-related sector to fully cooperate with government policies on preventing the spread of COVID-19. Under these policies, we have continued to take measures to ensure business continuity. These include the implementation of telecommuting, split shifts in offices and the use of teleconferencing systems. Amidst these initiatives, we have endeavored to stably supply products and conduct proactive sales activities for our main products. Moreover, upon continuing to take thorough measures against COVID-19 in the food sector, we have strived to stably supply products while working to expand the number of food products we sell, sales and our market share.

As a result, net sales were 144,137 million yen, operating income was 12,698 million yen (up 43.5% year on year), ordinary income was 13,083 million yen (up 44.2% year on year) and net income attributable to parent company shareholders was 9,346 million yen (up 41.1% year on year) in our results in the fiscal year under review.

Focusing on stable supply and cost reduction amidst a shortage of raw materials and soaring prices

For the IT-related sector, we have focused on expanding sales of high value-added products for corporate users. Meanwhile, we have strived to stimulate new demand through products compatible with Wi-Fi EasyMesh™*1 and nasne®*2 for home users. We maintained net sales through those efforts. Nevertheless, it was a difficult profit environment due to intensifying price competition, supply constraints arising from a global shortage in semiconductors and soaring raw material prices. On the other hand, Airdog, a high-performance air purifier that our corporate group sells as a Japanese distributor, and RYZEN*3, a CPU manufactured by Advanced Micro Devices, Inc. (AMD), and the Buffalo Regular Data Recovery Service performed well.

For the food sector, we worked to expand brand-name products and frozen noodles for family use. However, sales declined due to the recoil from the special demand in the previous year and the impact of unseasonable weather. Sales from products for commercial use increased due to new introduction for major consumers and an expansion in the introduction to school meals. The prices of raw ingredients (including the main raw ingredients of wheat flour and buckwheat flour), materials and energy have been rising. Against this backdrop, we continued to work on reducing product costs and other expenses. Together with these initiatives, we revised product prices on March 1, 2022.

Note: "Accounting Standard for Revenue Recognition (ASBJ Statement No. 29; March 31, 2020)" was applied at the beginning of the first quarter of the consolidated fiscal year, and the figures in the fiscal year under review are the ones to which said Accounting Standard has been applied. However, said Accounting Standard has not been applied retrospectively to the figures in the fiscal year ended March 31, 2021, so YoY rate in the fiscal year under review in relation to net sales is not indicated.

*1 Wi-Fi and Wi-Fi EasyMesh are the registered trademarks of Wi-Fi Alliance.

*2 nasne is the registered trademark of Sony Interactive Entertainment LLC.

*3 AMD, Ryzen, and a combination of them are the registered trademarks of Advanced Micro Devices, Inc.

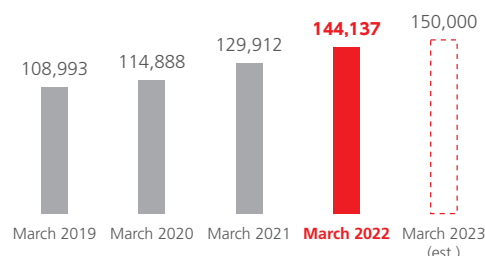
Aiming for stable group management in a harsh business environment

There are still concerns about the spread of COVID-19. Amidst such circumstances, we expect the business environment of our corporate group to become more severe due to factors that include the difficulty in procuring various components (especially semiconductors), the depreciation of the yen, the aggravating situation surrounding Ukraine, the rise in the cost of procuring grains, and soaring energy prices. In this situation, we have been striving to stably supply products and to conduct proactive sales activities for high value-added products in the IT-related sector. On the other hand, we have been focusing on strengthening internal controls and SDGs initiatives while ensuring stable profits and expanding sales in the food sector.

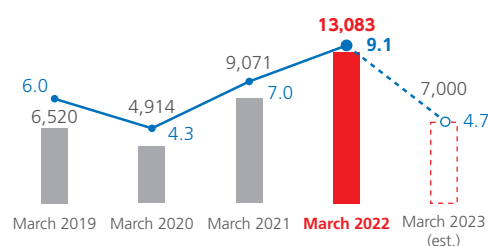
Based on these assumptions, we estimate net sales, operating income, ordinary income, and net income attributable to parent company shareholders to be 150 billion yen (up 4.1% year on year), 6.5 billion yen (down 48.8% year on year), 7 billion yen (down 46.5% year on year), and 5 billion yen (down 46.5% year on year), respectively, on a consolidated basis in the fiscal year ending March 31, 2023.

Keeping our Melco values in mind, we will continue striving to improve our products and services with the aim of realizing further development and perpetual growth as a lasting company.

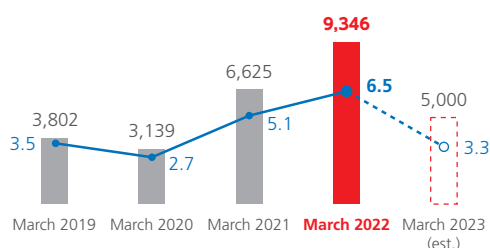
Consolidated Net Sales (Unit: million yen)



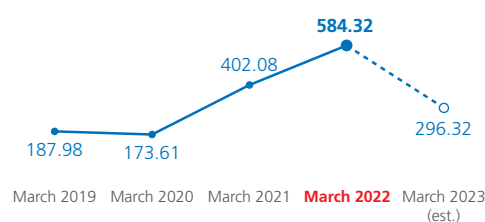
Consolidated Ordinary Income (Unit: million yen) Consolidated Ordinary Income Margin (Unit: %)



Net Income Attributable to Parent Company Shareholders (Unit: million yen) Consolidated Net Income Margin (Unit: %)



Net Income per Share (Unit: yen)




Our company supports the lives and businesses of our customers with our three business segments: IT, Food, and Finance.

IT-Related Business

We provide various products with a focus on digital consumer electronics and computer peripherals. These include network products (e.g., Wi-Fi), external drives for PC/TV recording, storage products such as NAS with remote device monitoring and operation features for corporate users, and MagWiper, a magnetic data degaussing device. In addition to these, we also offer products that add richness to everyday life. These include the Airdog, a high-performance air purifier, nasne®, a network recorder and media storage device, and digital music library devices that dedicate to high resolution audio. We also offer various services and solutions including our data recovery services, the remote management service Kiki Navi, and Apartment Wi-Fi for rental properties.



Wi-Fi 6 (11ax)-compatible router



External hard disk



NAS for corporate users



nasne®



Digital music library



Omoidebako



Airdog



キキNavi

Kiki Navi

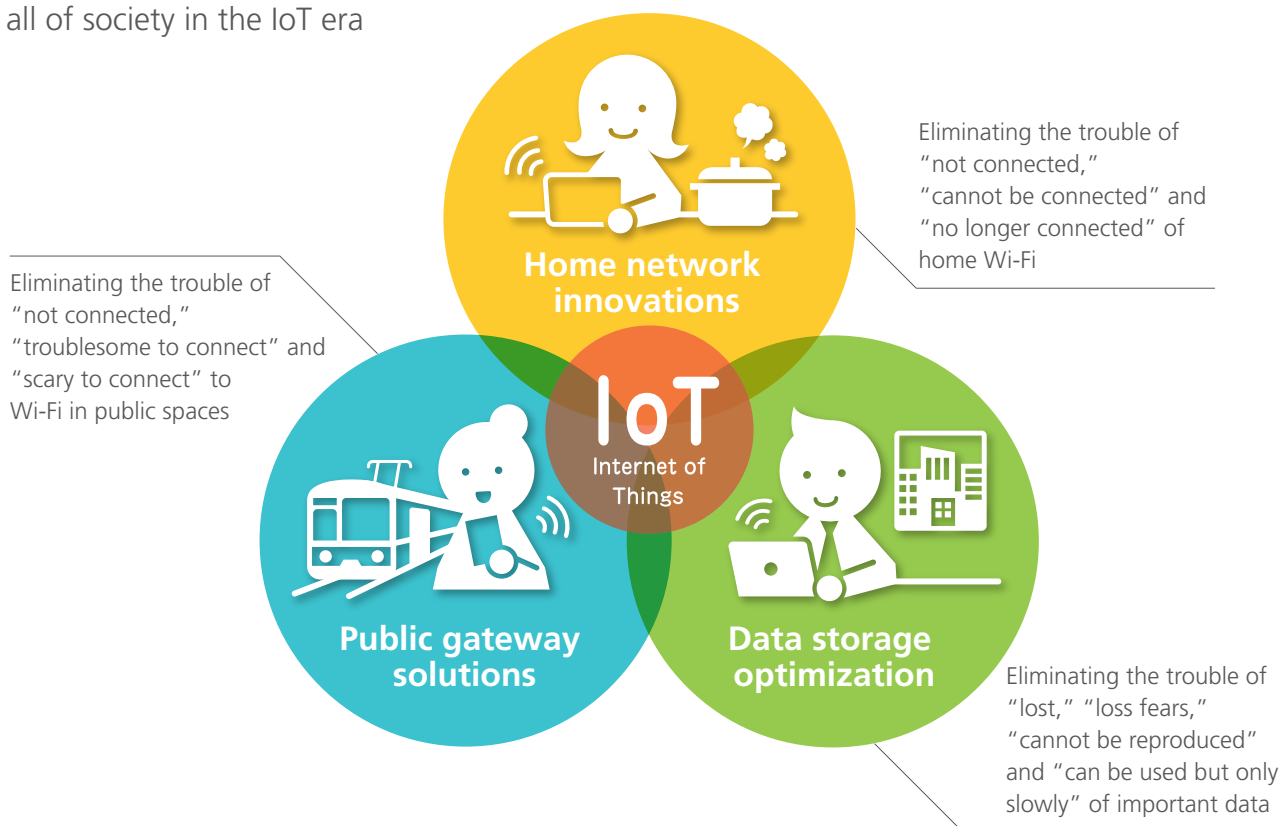


Data recovery service

IT-Related Business

Mid-Term Vision “Gateway 2.0”

Providing a safe network for
all of society in the IoT era



**BCN
AWARD
2022**

(January to December 2021)

Winner in **13** Categories

These prizes are awarded
based on actual aggregate
sales at major electrical
appliance stores across
Japan.

*1 This is as the Melco Group. We have
won this award thirteen years in a row
for a total of thirteen times as CFD sales.

*2 This is as the Melco Group. We have
won this award eleven years in a row for
a total of eleven times as CFD sales.

Wireless LAN
Category

20th consecutive year
20th win



Router
Category

19th consecutive year
20th win



NAS
Category

9th consecutive year
9th win



Hub
Category

21st consecutive year
22nd win



LAN Card
Category

23rd consecutive year
23rd win



External HDD
Category

14th consecutive year
19th win



- Expansion Interface Category
- Memory Category
- Drive Casing Category
- PC Power Unit Category
- USB Memory Category
- DVD Burner Category
- External SSD Category

19th consecutive year 19th win*1
13th consecutive year 21st win*2
12th consecutive year 14th win
11th consecutive year 11th win
2nd consecutive year 9th win
2nd consecutive year 11th win
2nd consecutive year 2nd win

Food

We offer a rich lineup of products including udon noodles, soba noodles, Chinese noodles, fried noodles, and pasta; we also offer Ryusui noodles, which can be eaten just by unraveling them with unboiled water, and Kenbi noodles, a health food product. We are releasing family use food products centered on chilled noodles and frozen noodles, and commercial food products centered on frozen noodles. We are also creating new possibilities in the noodles market by continually approaching products from the viewpoint of our customers, including attractive noodle dishes and new ways of eating noodles in addition to utilizing noodles as an ingredient.

Keyword for our development: 5K



Finance

This business is contributing to the earnings stabilization in the Melco Group through investment management and financial instrument intermediary services.

Consolidated Net Sales

(Unit: million yen)

■ IT-Related ■ Food
■ Finance

Consolidated Operating Income

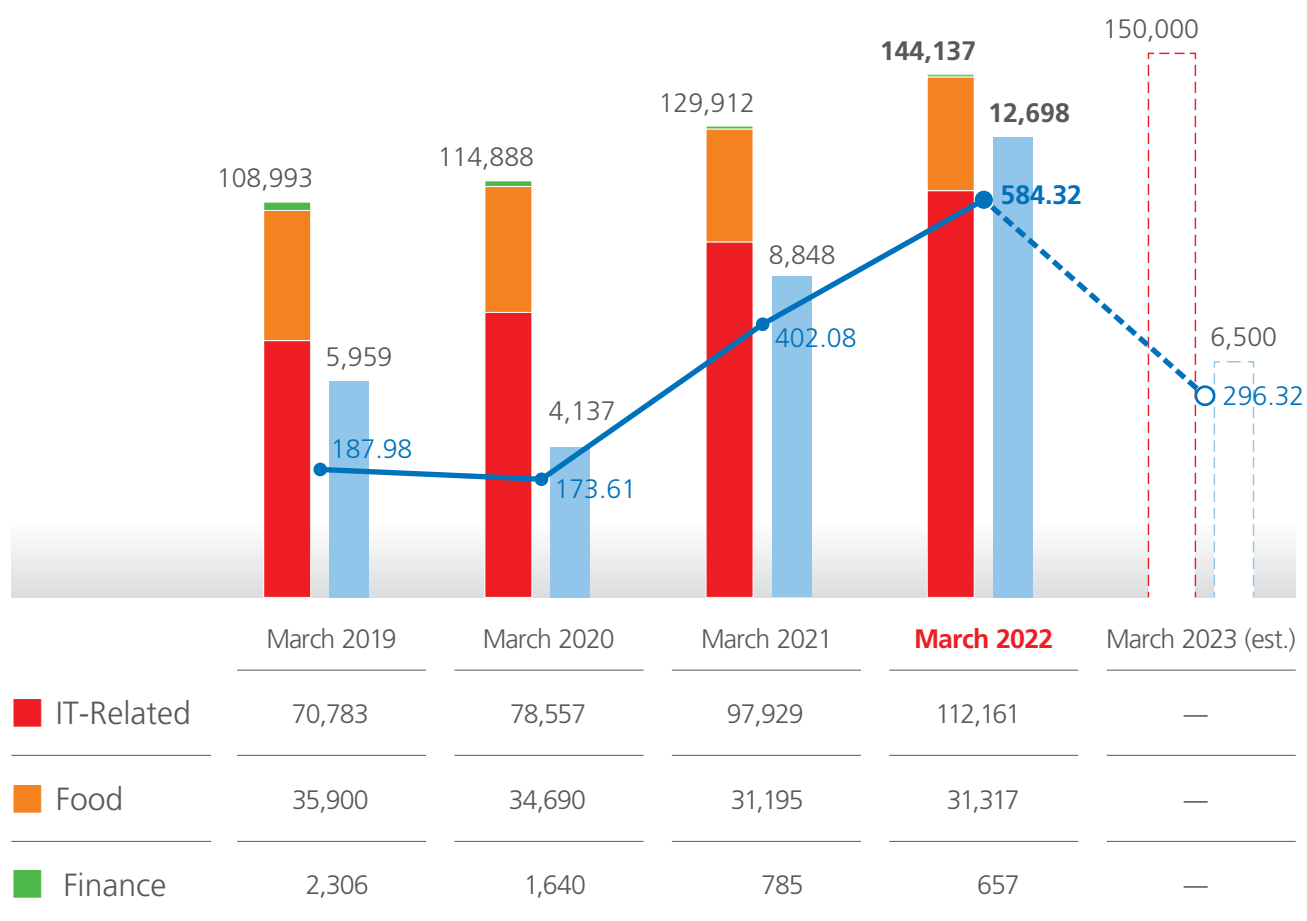
(Unit: million yen)

■

Net Income per Share

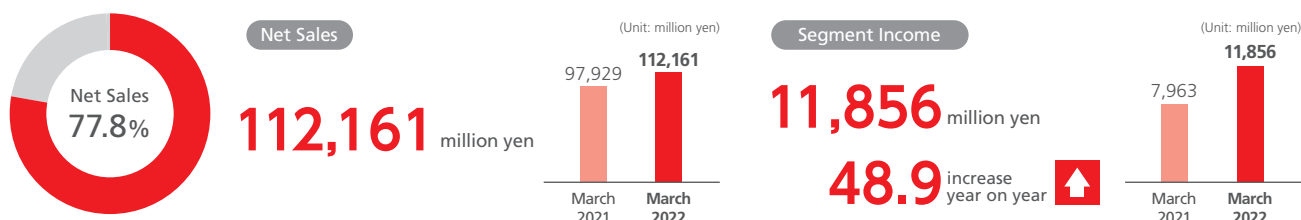
(Unit: yen)

—



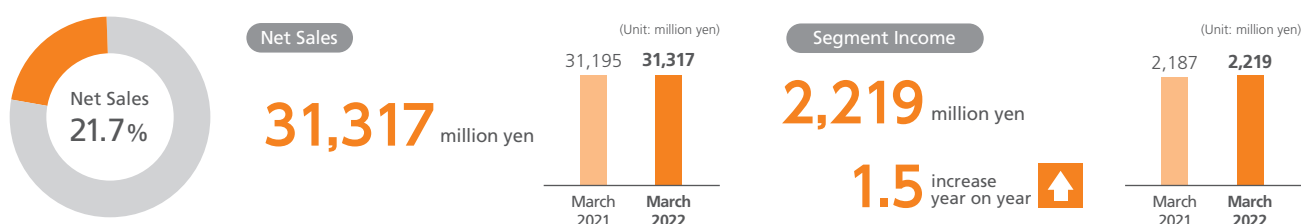
Consolidated Net Sales by Segment/Segment Income or Loss

IT-Related



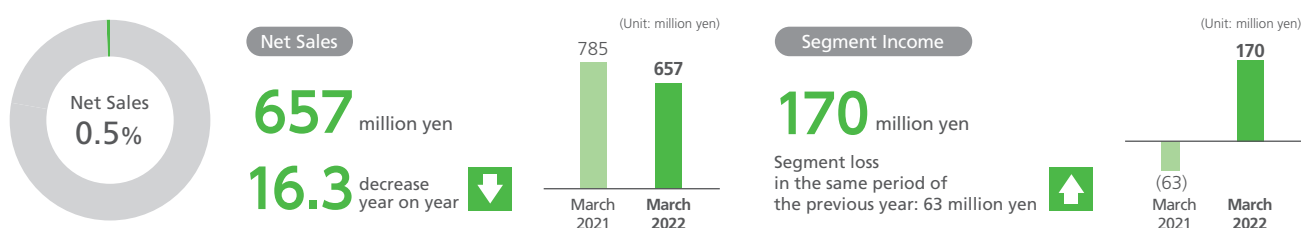
In our mainstay computer peripherals market, we have poured our energies into expanding high value-added products for corporate users. For example, we have announced the joint development of TeraStation products that can reduce the work burden when replacing large-capacity NAS and IoT data-linked solutions of Saison Information Systems Co., Ltd. We have launched Wi-Fi EasyMesh™ and nasne® to stimulate new demand for home users. We maintained net sales through those efforts. Nevertheless, there was a harsh profit environment due to intensifying price competition, supply constraints arising from a global shortage in semiconductors and soaring raw material prices. Meanwhile, Airdog, which our corporate group sells as a Japanese distributor, and Buffalo Regular Data Recovery Service performed well. As a result, net sales were 112,161 million yen, and segment income was 11,856 million yen (up 48.9% year on year).

Food



We endeavored to expand sales of brand-name products and frozen noodles for family use such as Taikoban for which we launched a new product for western Japan. However, sales declined due to the recoil from the special demand in the previous year and the impact of unseasonable weather. Sales from commercial products increased due to new adoption and an expansion in the introduction to school meals, in addition to the rebound from a significant decline in the previous year. Amidst an increase in raw material and energy costs, we continued to work on reducing product costs and other expenses while revising product prices in order to secure profits. On the other hand, we proactively invested in television commercial, campaigns and other advertising and sales promotion expenses. As a result, net sales were 31,317 million yen and segment income was 2,219 million yen (up 1.5% year on year).

Finance



The difficult operating environment continued, resulting in net sales of 657 million yen (down 16.3% year on year) and segment income of 170 million yen (segment loss of 63 million yen in the same period of the previous year).

Entered into a capital and business partnership agreement with Saison Information Systems Co., Ltd.

Our corporate group announced a corporate statement of “Providing joy through technology that connects” in the fiscal year ended March 31, 2017. Since then, we have promoted a strategic shift from “manufacturing-oriented business” to “customer-oriented business,” the strengthening of our ability to develop “technology that connects” and an enhancement of our alliance with external partners who have those abilities.

In this situation, we have been jointly developing a platform to encourage the utilization of data with Saison Information Systems Co., Ltd. (hereinafter “Saison Information”), which is a company with a strong track record of developing “technology that connects”, as well as having a brand and customer base that are both robust. Then, we decided to enter into a capital and business partnership agreement to smoothly and steadily promote communication between our company and Saison Information while building an even stronger relationship over the mid- to long-term.

The main contents of this capital and business partnership are as follows: We envision developing products that combine the products of Saison Information and our corporate group for the IT-related sector and mutual utilization of the sales channels of Saison Information and our corporate group, aim to further improve the corporate value of both companies, and promote the diversified business operation that our corporate group advocates.



NAS “TeraStation”

Launch of the reborn nasne® with the cooperation of Sony Interactive Entertainment LLC.

nasne®, launched by Sony Interactive Entertainment LLC. (hereinafter “SIE”) in 2012, was discontinued in 2019 despite being supported by many customers as a network recorder and media storage system that allowed you to enjoy watching TV, make reservations to record shows and play videos at any time and anywhere on smartphones, tablets and various other devices just by connecting to your home network.

Many customers asked for a continuation of sales. Accordingly, Buffalo, which was involved in the development of wireless LAN and other network products and NAS as a manufacturer of peripherals for digital home appliances, decided to take over nasne® by utilizing its knowledge while receiving the cooperation of SIE. We started sales from the end of March 2021. We inherited its ease of use and are evolving it in line with the era of high-image quality and high-speed networks.

Buffalo is creating new digital solutions through nasne® to provide the joy of saving and playing digital data even more safely and comfortably.

nasne®



nasne® NS-N100 was selected as one of the Nikkei MJ 2021 hit products.

Started a project to donate PC chargers to universities across Japan as support in the fight against COVID-19.

Universities have been holding classes online during the COVID-19 pandemic. This has meant an increasing number of students taking classes at home or from various other places. Buffalo started a project in March 2022 to donate compact and lightweight USB Power Delivery-compatible PC chargers for students starting a new university life in April 2022. We are doing this to support the classes and research of new university students who will be placed in a changed learning environment.

The mission of this project is to provide a safe and comfortable student life. Under this mission, we are aiming to offer support so that students who will create the future can devote themselves to their classes with peace of mind. We have already donated approximately 15,000 chargers to a total of three universities: Nagoya University, Nagoya City University and Waseda University.

Buffalo will continue to support ICT to ensure that the learning environment of all new university students is even more comfortable under our corporate statement of "Providing joy through technology that connects."



At the presentation ceremony at Nagoya University in March 2022:
(Right) President Seiichi Matsuo (at that time)
(Left) Professor Hiroshi Amano
(Middle) Hiroyuki Maki, President and CEO of our company

New release of Taikoban exclusive to western Japan: Provision of udon noodles, Japanese soba noodles and Chinese noodles

Demand for home-cooked meals continues to be strong due to the prolonged COVID-19 pandemic. Against this background, the preference for consumers to save money and stockpile goods has been even more prominent. Shimadaya launched three new products in September 2021 – udon noodles, Japanese soba noodles and Chinese noodles – exclusive to western Japan in the Taikoban brand that has already proved popular in the Kanto region to respond to such a consumer environment.

This product is a strategic product to open up the market in western Japan where Shimadaya has a low share. It is a bargain product containing three meals with both tastiness and preservability. Moreover, we aired TV commercials limited to western Japan from October to December at the time of the launch and in February when demand for udon noodles is high to raise awareness among customers and to have the brand established on the market. Furthermore, we also held a consumer campaign at the same time to win a JCB gift card worth 5,000 yen that proved popular among customers last year. Thanks to these effects, many customers bought Taikoban. Accordingly, we were able to stimulate the market while winning new sales.

In the spring of 2022, we switched to the wheat grown in Japan for the ingredient of our udon noodles to meet our customers' preference for safety and peace of mind. Shimadaya will continue to contribute to the dietary life of our customers by developing and selling products with added value while putting importance on the environment and domestic production which contribute to a sustainable society in addition to our existing five K values (healthy, convenient, high quality, economical and storage stock).



Taikoban series exclusively available in western Japan

Consolidated Balance Sheet

(Unit: million yen)

Item	Fiscal Year Ended March 31, 2022	Fiscal Year Ended March 31, 2021
① Assets		
Current assets	69,722	67,759
Fixed assets	26,075	18,042
Tangible fixed assets	11,033	11,604
Intangible fixed assets	2,012	917
Investments, etc.	13,030	5,520
Total assets	95,798	85,802
② Liabilities		
Current liabilities	29,618	29,160
Long-term liabilities	3,056	4,449
Total liabilities	32,674	33,609
③ Net assets		
Shareholders' equity		
Capital	1,000	1,000
Capital surplus	250	4,404
Retained earnings	64,898	65,117
Treasury stock	(3,486)	(18,735)
Total shareholders' equity	62,662	51,786
Accumulated other comprehensive income		
Net unrealized gains (losses) on other securities	605	765
Deferred gains or losses on hedges	243	176
Foreign currency translation adjustments	(110)	(187)
Remeasurements of defined benefit plans	(299)	(370)
Total accumulated other comprehensive income	438	383
Subscription right to shares	22	22
Total net assets	63,123	52,193
Total liabilities and net assets	95,798	85,802

Note: We have given the listed amounts by rounding down to the nearest million yen.

POINT

① Assets

Total assets for the fiscal year ended March 31, 2022 were 95,798 million yen - an increase of 9,995 million yen compared to the end of the previous consolidated fiscal year. Current assets totaled 69,722 million yen - an increase of 1,962 million yen. This change was mainly due to a 5,012 million yen increase in goods and products, a 3,010 million yen increase in raw materials and supplies, a 1,352 million yen increase in notes and accounts receivable, and a 7,829 million yen decrease in cash and deposits. Fixed assets totaled 26,075 million yen - an increase of 8,032 million yen. This change was mainly due to a 7,433 million yen increase in investment securities.

② Liabilities

Total liabilities for the fiscal year ended March 31, 2022 were 32,674 million yen - a decrease of 934 million yen compared to the end of the previous consolidated fiscal year. Current liabilities were 29,618 million yen - an increase of 458 million yen. This change was mainly due to a 1,097 million yen increase in contract liabilities, a 410 million yen increase in electronic recording liabilities, and an 897 million yen decrease in notes and accounts payable. Long-term liabilities totaled 3,056 million yen - a decrease of 1,393 million yen. This change was mainly due to an 861 million yen decrease in long-term debt and a 512 million yen decrease in other long-term liabilities.

③ Net Assets

Total net assets for the fiscal year ended March 31, 2022 were 63,123 million yen - an increase of 10,930 million yen compared to the end of the previous consolidated fiscal year. This change was mainly due to a 9,346 million yen resulting from the acquisition of net income attributable to parent company shareholders, a 7,570 million yen resulting from the disposal of treasury stocks, a 4,668 million yen resulting from the acquisition of treasury stocks, and a 1,391 million yen resulting from dividends of surplus.

Consolidated Income Statement (Unit: million yen)

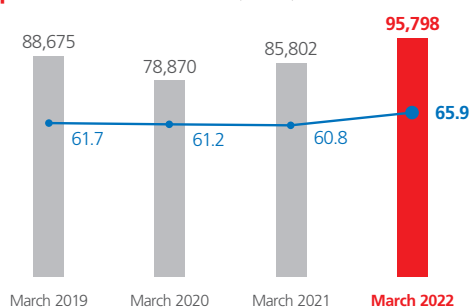
Item	Fiscal Year from April 1, 2021 to March 31, 2022	Fiscal Year from April 1, 2020 to March 31, 2021
Net sales	144,137	129,912
Cost of sales	100,219	94,537
Selling, general and administrative expenses	31,220	26,526
Operating income	12,698	8,848
Non-operating income	856	393
Non-operating expenses	470	170
Ordinary income	13,083	9,071
Extraordinary income	—	13
Extraordinary loss	47	229
Net income before taxes and other adjustments	13,036	8,855
Income, resident and enterprise taxes	3,751	3,032
Income taxes - deferred	(62)	(802)
Net income attributable to parent company shareholders	9,346	6,625

Consolidated Cash Flow Statement (Unit: million yen)

Item	Fiscal Year from April 1, 2021 to March 31, 2022	Fiscal Year from April 1, 2020 to March 31, 2021
Cash flows from operating activities	1,005	11,266
Cash flows from investing activities	(1,839)	12,235
Cash flows from financing activities	(6,958)	(4,441)
Effect of exchange rate changes on cash and cash equivalents	64	57
Net increase (decrease) in cash and cash equivalents	(7,727)	19,118
Cash and cash equivalents at the beginning of the period	29,562	10,444
Cash and cash equivalents at the end of the period	21,834	29,562

Total Assets (Unit: million yen)

Capital to Asset Ratio (Unit: %)



Notes:

1. We have given the listed amounts by rounding down to the nearest million yen.
2. "Accounting Standard for Revenue Recognition (ASBJ Statement No. 29; March 31, 2020)" was applied at the beginning of the first quarter of the consolidated fiscal year, and the figures in the fiscal year under review are the ones to which said Accounting Standard has been applied.

For detailed information

MELCO HOLDINGS IR

Search

melco-hd.jp/ir/top

Japan

MELCO HOLDINGS INC.

Company Name Melco Holdings Inc.

Date of Incorporation	July 1, 1986
Capital Stock	1,000 million yen
Business Activities	Pure holding company of Melco Group. Melco Holdings Inc. holds the shares of the group's operating companies. Governs the operating companies in our group by providing support for business activities and offering managerial guidance.
Number of Employees	Non-consolidated: 35 Melco Group consolidated: 1,915
Number of Group Companies	21 (17 in Japan; 4 overseas)

Board Members (Current as of June 29, 2022)

President and CEO Hiroyuki Maki	Director Ichiro Hirata
Executive Vice President Tamio Matsuo	Director Shigeru Sasaki
Director Norio Kinoshita	Director Jun Kamiya
Director Yoshimasa Nagase	Full-time Corporate Auditor Masanao Tsuzuki
Director Manabu Yano	Full-time Corporate Auditor Takehiko Inoue
Director Iwao Tsusaka	Auditor Shinji Shibagaki
Director Daisuke Maki	Auditor Masashi Kitamura
Director Kenichi Fukuhara	Auditor Shogo Kimura

BUFFALO INC.

Company Name Buffalo Inc.

Date of Foundation	May 1, 1975
Date of Incorporation	August 5, 1978
Capital Stock	320 million yen
Business Activities	Development, manufacture, and sale of digital home appliances and PC peripherals; data recovery service
Number of Employees	642

Board Members (Current as of May 17, 2022)

President and CEO Hiroyuki Maki	Director Masaya Ishimaru
Executive Vice President Taiji Watanabe	Director Takashi Nishiwaki
Senior Managing Director Manabu Wada	Director Katsumi Iwasaki
Managing Director Manabu Yano	Director Chisato Nakayama
Managing Director Kazunori Yokoi	Auditor Masanao Tsuzuki

Shimadaya Corporation

Company Name Shimadaya Corporation

Date of Foundation	July 20, 1931
Date of Incorporation	March 4, 1949
Capital Stock	1,000 million yen
Business Activities	Manufacture and sale of noodles and related food products
Number of Employees	323

Board Members (Current as of May 16, 2022)

President and CEO Norio Kinoshita	Director Toshio Sasaki
Senior Managing Director Shinichiro Soma	Director Naoki Soneda
Senior Managing Director Kenji Okada	Director Hiroyuki Maki
Managing Director Nobuyuki Obara	Director Tamio Matsuo
Director Ryuta Sugiyama	Auditor Masaru Kato

CFD Sales INC.

Development, manufacture and sale of personal computer parts and peripheral equipment

BIOS Corporation

Development, manufacture and sale of storage-related products

MELCO SYNCRETS INC.

Development and sale of audio equipment and related products

BUFFALO IT Solutions inc.

Network infrastructure construction and maintenance services

Advanced Design Corp.

Data recovery/erasure/conversion services and manufacture and sale of data erasure products

DigiOn, Inc.

Development and sale of network and storage software

toConnect, inc.

Direct marketing of products

MELCO Financial Holdings Inc.

Overall management of financial business within the Melco Group

MELCO Investments Inc.

Investment management and financial instrument intermediary services

Overseas

<USA> BUFFALO AMERICAS, INC.

Sale of network-related equipment and PC peripherals

<Taiwan> BUFFALO TECHNOLOGY (TAIWAN) Inc.

Procurement and management of the product

<Singapore> Melco Capital Pte. Ltd.

Investment management

(Current as of March 31, 2022)

Stock

Number of Shares Outstanding	17,937,873 (including 1,064,359 treasury stocks)
Number of Shareholders	4,566

Major Shareholders (Top 10)

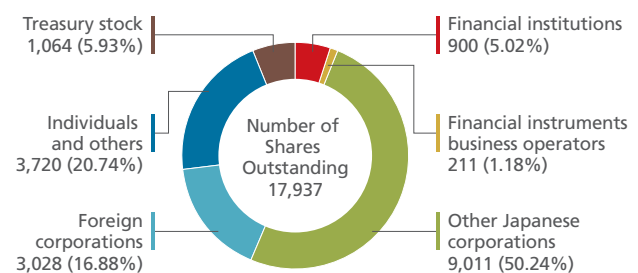
Shareholder Name	Number of Shares Held (1,000 Shares)	Shareholding Ratio (%)
Makis Co., Ltd.	8,390	49.72 (46.77)
ECM MF	1,781	10.56 (9.93)
The Master Trust Bank of Japan, Ltd. (trust account)	673	3.99 (3.75)
Hiroyuki Maki	617	3.66 (3.44)
Daisuke Maki	617	3.66 (3.44)
Maki Makoto Foundation	500	2.96 (2.79)
Jun Maki	300	1.78 (1.67)
Custody Bank of Japan, Ltd. (trust account)	162	0.97 (0.91)
Taiji Iwasaki	145	0.86 (0.81)
NORTHERN TRUST CO. (AVFC) SUB A/C NON TREATY	114	0.68 (0.64)

Notes:

1. The number of shares held has been rounded down to the nearest one thousand.
2. We have calculated the shareholding ratio based on the total number of outstanding shares less treasury stocks. We have then given this ratio by rounding up/down the figures to the second decimal place. The shareholding ratio in the parentheses () is calculated based on the total number of outstanding shares including treasury stock.

Shareholding Distribution by Type of Shareholder

(Unit: thousand shares)



Notes:

1. The number of shares held has been rounded down to the nearest one thousand.
2. The composition ratio has been rounded off to the second decimal place.

Shareholder Notes

Fiscal year-end:	March 31
Ordinary general meeting of shareholders:	June
Dates to determine stock ownership:	For shareholders with voting rights: March 31 For shareholders eligible for year-end dividends: March 31 For shareholders eligible for interim dividends: September 30
Stock listings:	Prime Market of the Tokyo Stock Exchange and Premier Market of the Nagoya Stock Exchange
Securities code:	6676
Number of shares per trading unit:	100 shares
Method of public notice:	Posted electronically on https://melco-hd.jp/koukoku/
Stock agencies:	Sumitomo Mitsui Trust Bank, Limited
Contact information:	Sumitomo Mitsui Trust Bank, Limited, Stock Transfer Agency Business Planning Dept. 2-8-4 Izumi, Suginami-ku, Tokyo •Telephone Inquiries 0120-782-031 (Toll free) 9:00 to 17:00 (Except on Saturdays, Sundays and public holidays)
Managing underwriter:	(Main) Daiwa Securities (Secondary) Nomura Securities, Mizuho Securities and SMBC Nikko Securities

MELCO HOLDINGS INC. (Securities code: 6676)

Tokyo Headquarters:	Pacific Century Place Marunouchi, 1-11-1 Marunouchi, Chiyoda-ku, Tokyo, 100-6215 Japan TEL: 81-3-4213-1122 FAX: 81-3-4213-1123
Nagoya Headquarters:	Akamon-dori Bldg., 3-30-20 Ohsu, Naka-ku, Nagoya, 460-8315 Japan TEL: 81-52-251-6891 FAX: 81-52-249-6609

Website Guide

MELCO HOLDINGS INC.

Provides the latest news, corporate information, information for investors and other data.



<https://melco-hd.jp>

BUFFALO INC.

Provides product and service details, application cases, and support information.



<https://www.buffalo.jp>

Shimadaya Corporation

Introduces a variety of information on recommended recipes and products.



<https://www.shimadaya.co.jp>